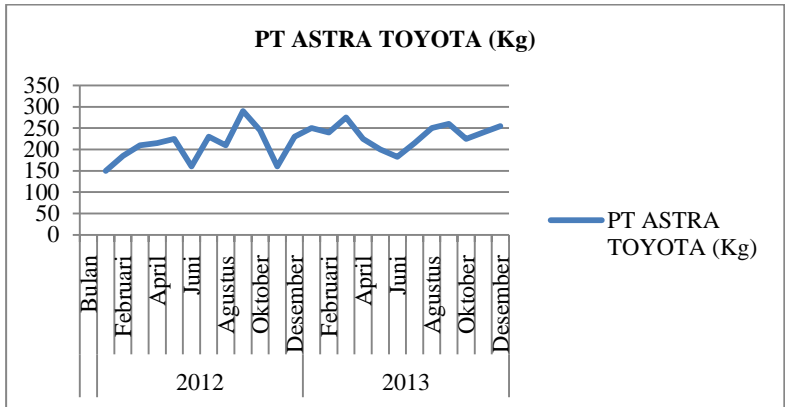
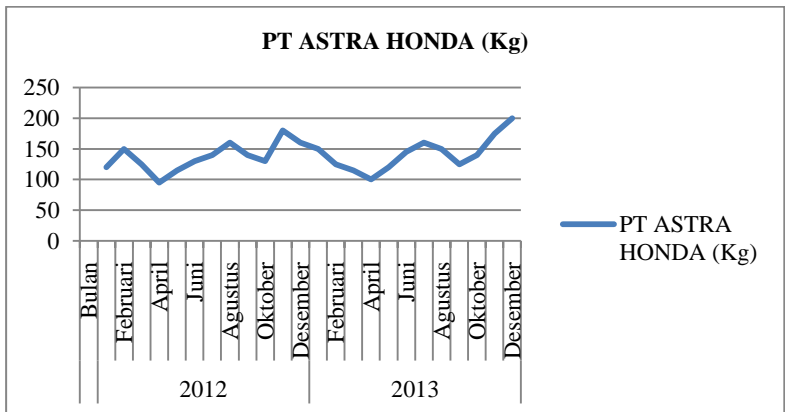
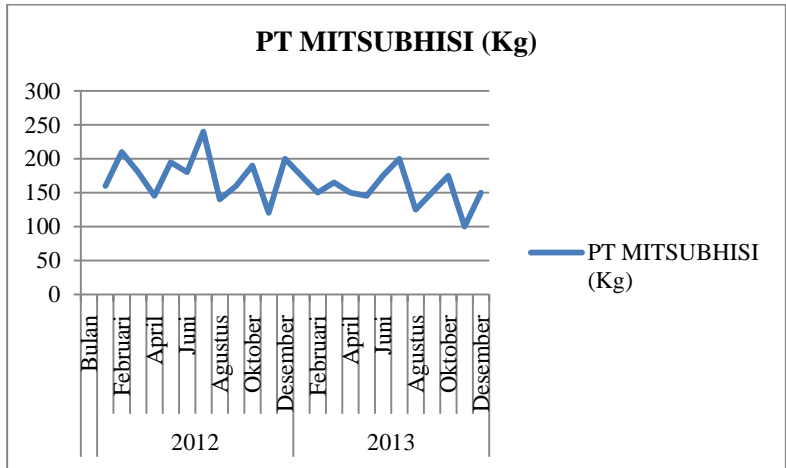


Lampiran 6

Gambar Diagram Pencar Data Permintaan Produk Mur-Baut
Masing-Masing *Customer*

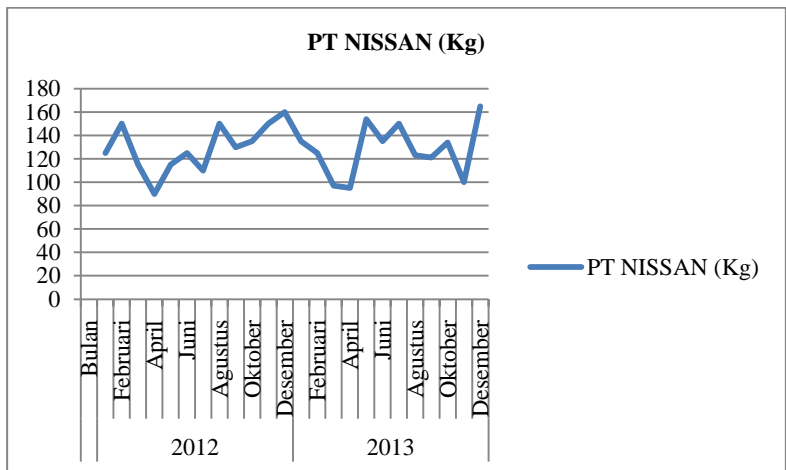
1. Diagram Pencar Data Permintaan Produk Mur-Baut *Customer* ToyotaGambar 1. Diagram Pencar Data *Customer* Toyota2. Diagram Pencar Data Permintaan Produk Mur-Baut *Customer* HondaGambar 2. Diagram Pencar Data *Customer* Honda

3. Diagram Pencar Data Permintaan Produk Mur-Baut Customer Mitsubhisi



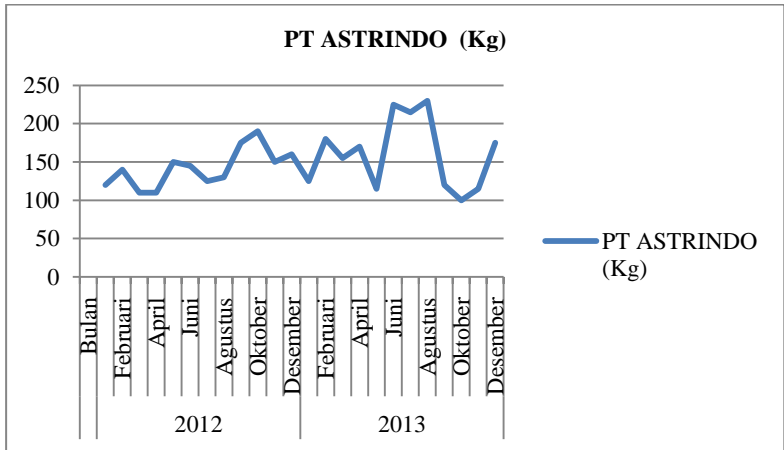
Gambar 3. Diagram Pencar Data *Customer* Mitsubhisi

4. Diagram Pencar Data Permintaan Produk Mur-Baut Customer Nissan



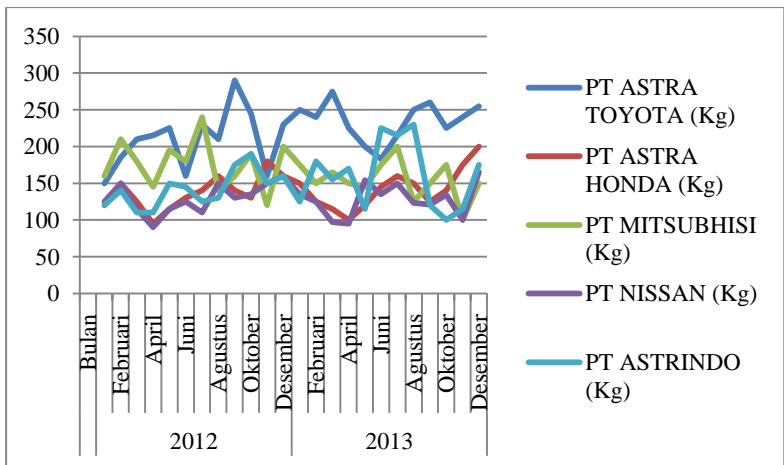
Gambar 4. Diagram Pencar Data *Customer* Nissan

5. Diagram Pencar Data Permintaan Produk Mur-Baut Customer Astrindo



Gambar 5. Diagram Pencar Data *Customer* Astrindo

Total Diagram Pencar Data Permintaan Produk Mur-Baut Masing-masing Customer



Gambar 6. Total Diagram Pencar Data Permintaan Produk